




PLUS⁺ SHADE


MANUAL & MOTORIZED

	3"	4"	5"
OPEN ROLL			
FASCIA TOP			
FASCIA BOTTOM			
DUAL			


SYSTEM DETAILS




OPEN ROLL



FASCIA BOTTOM



FASCIA TOP



DUAL

MANUAL & MOTORIZED

LONG TERM

The Plus+ Shade delivers a modern and polished look constructed from extruded aluminum, durable brackets, and mounting hardware. The Plus+ Shade is designed to last long term with our secure installation process.

VERSATILITY INTO ONE

Designed to be the most versatile Roll-A-Shade® system with multiple fascia & bracket options, linked capabilities, large size ranges, and dual shade filtering.


EASY TO OPERATE

The Plus+ Shade System can be operated by using the manual chain pull option or through endless motorization choices.

AUTOMATION

For full automation, the Plus+ Shade can be controlled with our Eclipse sun sensor or any of our other automation products available.





CUSTOM OPTIONS

POWDER COATED

Providing a protective layer with polyester or epoxy powder. Get the satisfaction of your system looking new and protected.

ANODIZED

Anodizing is an electrochemical process that converts the metal surface into a decorative, durable, corrosion-resistant, anodic oxide finish.

FIVE YEAR WARRANTY | *CONTACT A SALES REP FOR DETAILED WARRANTY INFO.

COLORS

WE OFFER PRINTING

INTERIOR & EXTERIOR

CAPABILITIES

The Plus+ Shade is designed for multi-room use, and is a popular shade system chosen for our retail and restaurant clients. Available with advanced motorized systems and reliable manual chain operation. Roll-A-Shade® will work with your team to ensure the right fabric is chosen from our comprehensive variety of fabrics.



CHOOSING THE RIGHT FABRIC

When choosing the fabric for your space, it's important to identify your main sun issues. The two most common issues are glare and heat gain and often times it's important to consider preserving the view through as well. Identifying these concerns will help narrow your fabric choices so your roller shade fabric provides optimum relief to make your space more comfortable.

DARK FABRICS


A darker colored fabric is ideal when glare control and view through are a necessity. Dark colored fabrics transmit less light which in return has a lower surface brightness and reflectivity. When preserving outdoor views is important, dark fabrics are the most ideal option.

DUPLEX FABRICS


Duplex fabrics are an ideal solution when both heat gain and glare are issues. The light color faces outside to reflect sunlight and reduce heat gain. The darker color faces the interior and preserves view-through while also reducing glare. Utilizing the benefits of both light and dark colors, this fabric is the perfect solution for sun control.

LIGHT FABRICS


A lighter colored fabric will reflect sunlight and in turn will absorb less heat, lowering the heat gain in the space. Light colored fabrics are ideal for facades that experience intense UV rays and harsh sunlight.




Serge Ferrari 4%
Soltis 92-2053




Mermet 3%
Charcoal/Bronze



Phifer 3%
Oyster/Pewter



Phifer 10%
Granite



Sig. Series 5%
White/White



*CONTACT OUR SALES EXPERTS FOR MORE FABRIC INFORMATION

OUR COMPANY

Roll-A-Shade® has been manufacturing, installing and servicing window shades for 35 years. Our superior reputation spans all industries with the highest expertise in restaurant, convenience, financial, grocery and retail.

SPECIALIZING IN COMMERCIAL ROLLER SHADES

MANUAL SHADES & MOTORIZED SHADES | INTERIOR & EXTERIOR

HEADQUARTERS & WEST COAST MANUFACTURING

12101 Madera Way
Riverside, CA 92503
rollashade.com
TF 1.888.245.5077
P 951.245.5077

CANADIAN SALES & ENGINEERING

7240 Woodbine Ave. Suite 215
Markham, ON L3R 1A4
rollashade.ca

EAST COAST MANUFACTURING

3117 NW 25th Ave.
Pompano Beach, FL 33069

CONTACT

OPEN

