

INFINITY SHADE



SYSTEM

MANUAL & MOTORIZED

OPEN ROLL



SYSTEM DETAILS

MANUAL & MOTORIZED



OPEN ROLL



DESIGNED TO PROTECT

All shade systems provide protection against fading product, furniture, or appliances due to heat and sun exposure.

IMPROVED COMFORT

Increase the comfort levels of your customers and employees by reducing glare and heat during daylight hours.


EASY TO OPERATE

The Infinity™ Shade System can be operated by using manual and motorized support using automation & chain link support.

AUTOMATION

For full automation, the Infinity™ Shade can be controlled with our Eclipse sun sensor or any of our other automation products available.






BLACK



WHITE



ANODIZED

TWO OPTIONS

POWDER COATED

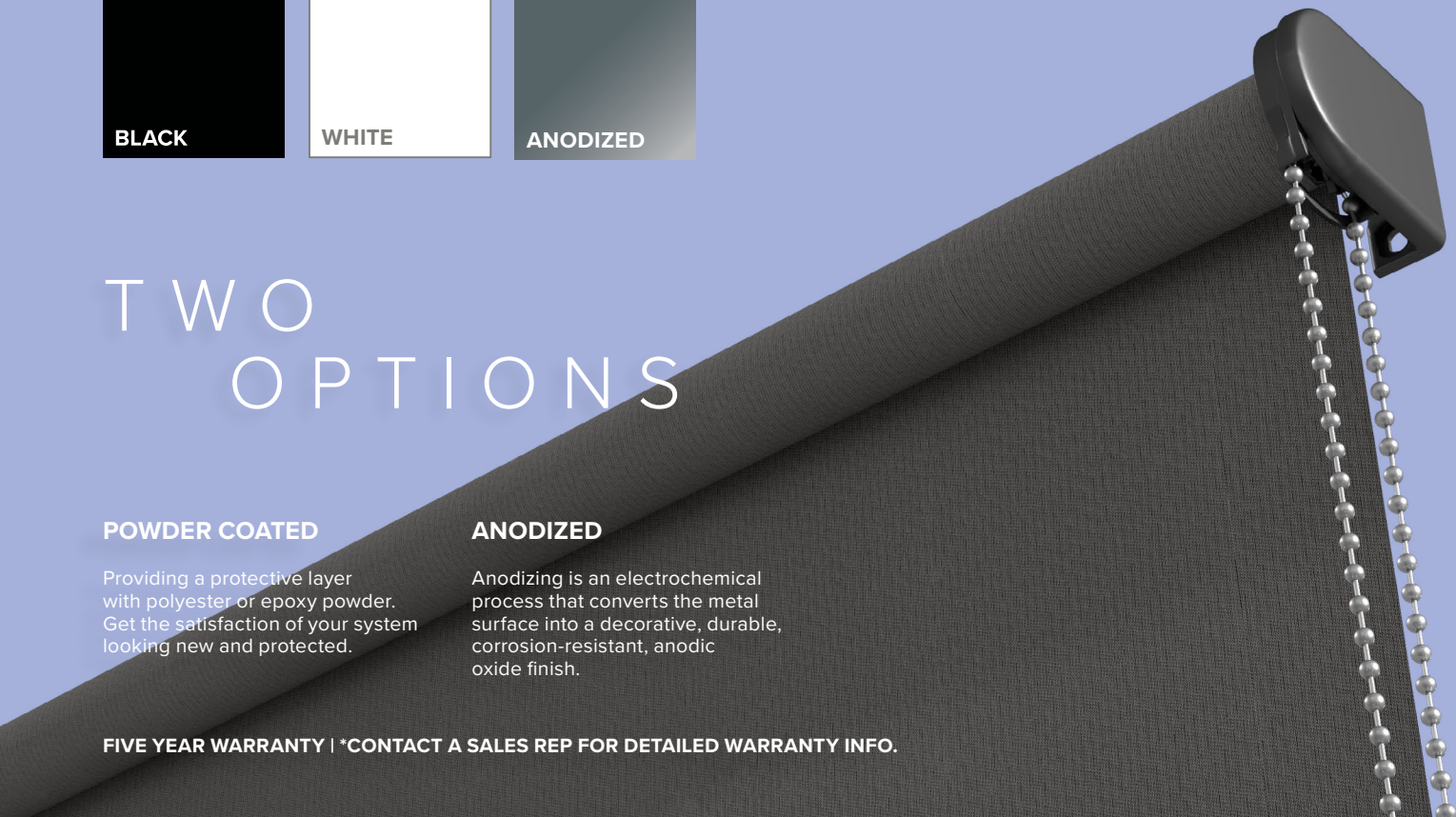
Providing a protective layer with polyester or epoxy powder. Get the satisfaction of your system looking new and protected.


ANODIZED

Anodizing is an electrochemical process that converts the metal surface into a decorative, durable, corrosion-resistant, anodic oxide finish.

FIVE YEAR WARRANTY | *CONTACT A SALES REP FOR DETAILED WARRANTY INFO.

COLORS





INTERIOR & EXTERIOR

CAPABILITIES

Our Infinity™ Shade System is a sleek, modern, commercial system that has been designed to minimize light gaps and compliment modern décor. The unique, polished Infinity™ bracket features a smooth, flush finish and conceals the appearance of the clutch mechanism perfectly. This cost-effective shade solution is specially designed for 2" retail mullions. Available in two sizes and two colors, this shade system is ideal for a full range of sizes.

CHOOSING THE RIGHT FABRIC

When choosing the fabric for your space, it's important to identify your main sun issues. The two most common issues are glare and heat gain and often times it's important to consider preserving the view through as well. Identifying these concerns will help narrow your fabric choices so your roller shade fabric provides optimum relief to make your space more comfortable.

DARK FABRICS


A darker colored fabric is ideal when glare control and view through are a necessity. Dark colored fabrics transmit less light which in return has a lower surface brightness and reflectivity. When preserving outdoor views is important, dark fabrics are the most ideal option.

DUPLEX FABRICS


Duplex fabrics are an ideal solution when both heat gain and glare are issues. The light color faces outside to reflect sunlight and reduce heat gain. The darker color faces the interior and preserves view-through while also reducing glare. Utilizing the benefits of both light and dark colors, this fabric is the perfect solution for sun control.

LIGHT FABRICS


A lighter colored fabric will reflect sunlight and in turn will absorb less heat, lowering the heat gain in the space. Light colored fabrics are ideal for facades that experience intense UV rays and harsh sunlight.




Serge Ferrari 4%
Soltis 92-2053




Mermet 3%
Charcoal/Bronze



Phifer 3%
Oyster/Pewter



Phifer 10%
Granite



Sig. Series 5%
White/White



***CONTACT OUR SALES EXPERTS FOR MORE FABRIC INFORMATION**

OUR COMPANY

Roll-A-Shade® has been manufacturing, installing and servicing window shades for 35 years. Our superior reputation spans all industries with the highest expertise in restaurant, convenience, financial, grocery and retail.

SPECIALIZING IN COMMERCIAL ROLLER SHADES

MANUAL SHADES & MOTORIZED SHADES | INTERIOR & EXTERIOR

THREE - SIXTY EXPERIENCE

Roll-A-Shade® products come with a three-sixty service guarantee. We are with you from the first measurement through the lifetime of your shade system.



MEASURE & MANUFACTURE

We conduct a field measure and manufacture the shades.



INSTALL

We install the shades.



SERVICE

Plus, we service all of your shades, when necessary.



DESIGN

Work with our Architectural Department for custom applications.

HEADQUARTERS & WEST COAST MANUFACTURING

12101 Madera Way
Riverside, CA 92503
rollashade.com
TF 1.888.245.5077
P 951.245.5077

CANADIAN SALES & ENGINEERING

7240 Woodbine Ave. Suite 215
Markham, ON L3R 1A4
rollashade.ca

EAST COAST MANUFACTURING

3117 NW 25th Ave.
Pompano Beach, FL 33069



CONTACT

OPEN