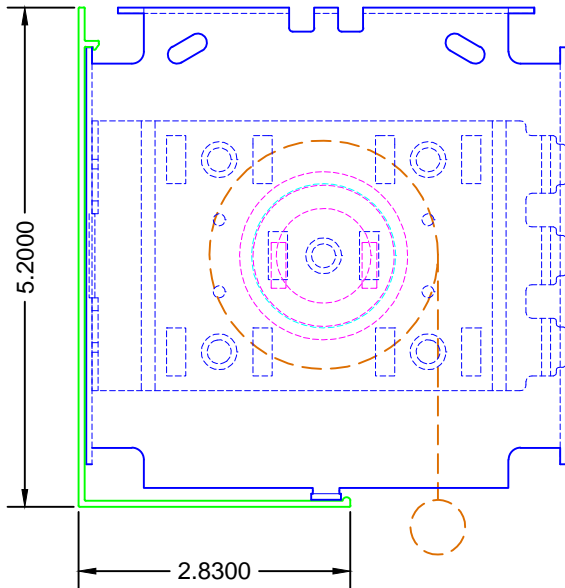

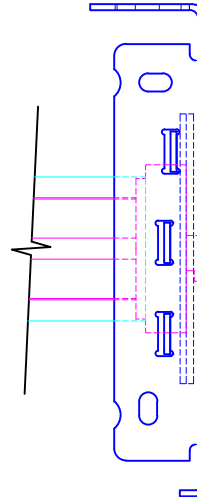


TOP VIEW




SIDE VIEW



FRONT VIEW

LEGEND

- | | |
|--|---|
|  5" BRACKET |  1.5" ALUMINUM TUBE |
|  LT30 MOTOR |  FABRIC W/ BOTTOM RAIL |
|  5" FASCIA | |



ROLL-A-SHADE®
MANUFACTURING SUN CONTROL SOLUTIONS

12101 Madera Way Phone: 951.245.5077
Riverside, CA 92503 Fax 951.245.5075

DESCRIPTION:

**LT30 MOTORIZED
SHADE**

*SHOWN ON 5" SINGLE SHADE W/ FASCIA

SCALE: 6" = 1'-0"

DATE: 8/19/2013

SHEET NO:

R-10.9