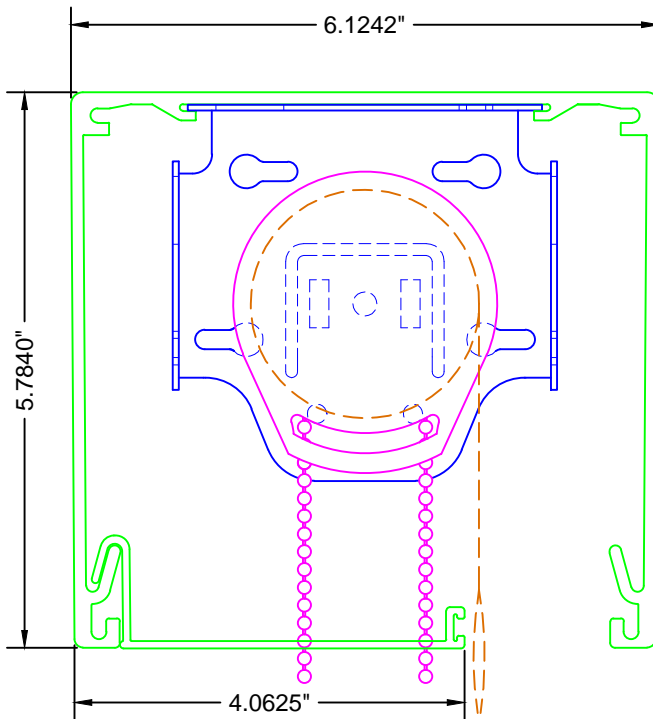
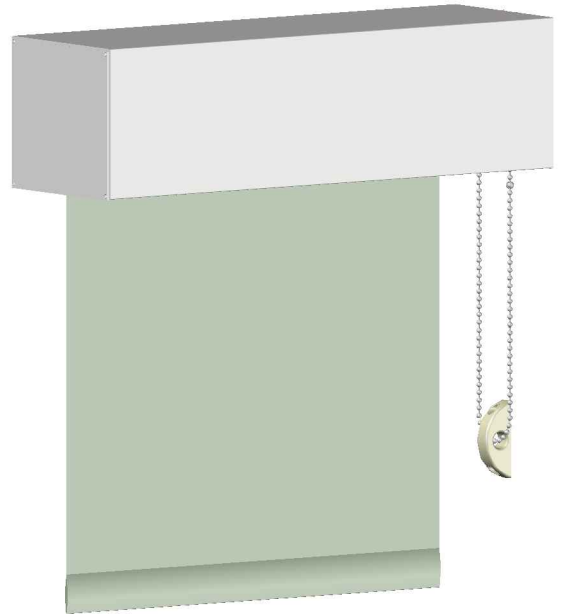
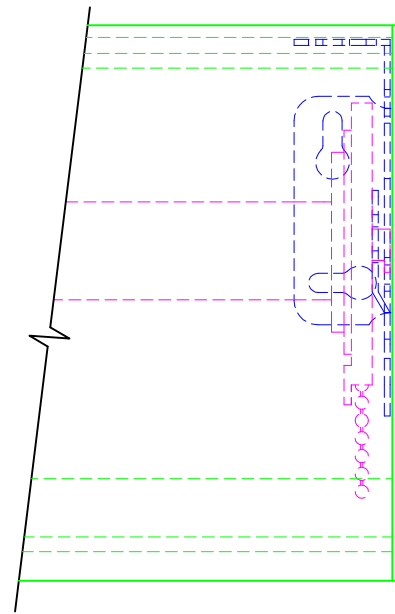


TOP VIEW



SIDE VIEW



FRONT VIEW

LEGEND

- 6" SHADE ENCLOSURE
- 4" BRACKET - CONTACT ROLL-A-SHADE FOR VARIOUS APPLICATIONS
- SL-20 CLUTCH
- - - FABRIC W/ HEM BAR



ROLL-A-SHADE®
MANUFACTURING SUN CONTROL SOLUTIONS

12101 Madera Way
Riverside, CA 92503

Phone: 951.245.5077
Fax 951.245.5075

DESCRIPTION:

**6" CONTRACT
SERIES**

SCALE: 6" = 1'-0"

DATE: 8/14/2013

SHEET NO:

R-6.3