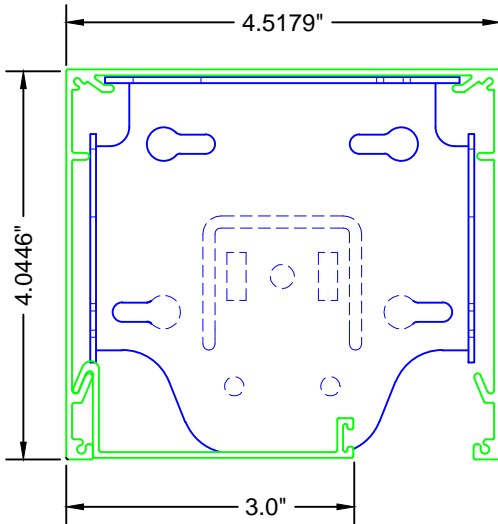

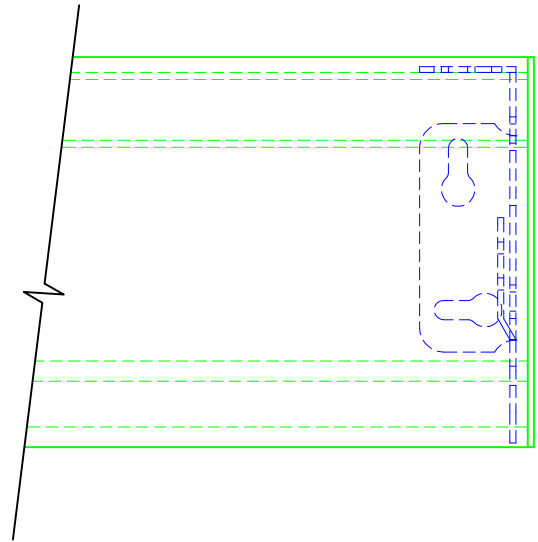


**TOP VIEW**



**SIDE VIEW**



**FRONT VIEW**

**LEGEND**

- 4" SHADE ENCLOSURE
- 4" BRACKET- SEE R-3.1 FOR DIMENSIONS
- SL-20 CLUTCH
- FABRIC W/ HEM BAR



**ROLL-A-SHADE®**  
MANUFACTURING SUN CONTROL SOLUTIONS

12101 Madera Way  
Riverside, CA 92503

Phone: 951.245.5077  
Fax 951.245.5075

DESCRIPTION:

**4" CONTRACT  
SERIES**

SCALE: 6" = 1'-0"

DATE: 8/14/2013

SHEET NO:

**R-6.2**