



Shade Channel Assignment Form

Purpose:

- Choose which wireless channel will operate each side.
- Roll-A-Shade will program your remote control or wall switch based on this information.

Notes:

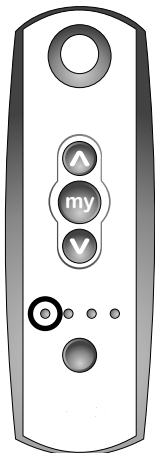
- One shade can be programmed on multiple channels.
- One channel can have multiple shades.
- If more than 5 channels are required, please see other remote options.

Instructions (If using multiple remotes):

1. Assign the remote or wall switch a number, starting at 1.
2. Assign shade number from measure sheet to remote or wall switch for each channel.
3. Use multiple sheets for more than 1 remote or wall switch.

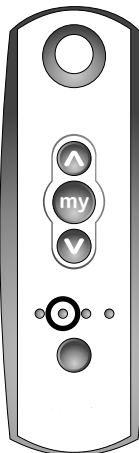
Handheld Remote

(available in 1 or 5 channels)



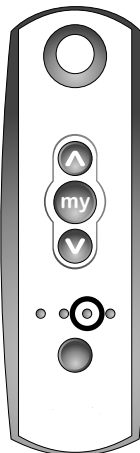
Channel 1

Shade # _____



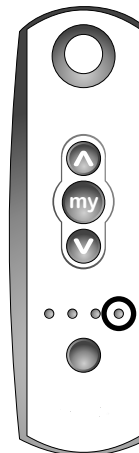
Channel 2

Shade # _____



Channel 3

Shade # _____



Channel 4

Shade # _____

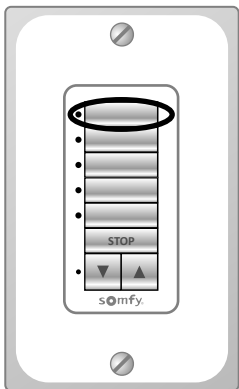


Channel 5

Shade # _____

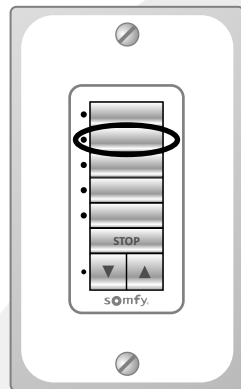
Wall Switch

(available in 1 to 5 channels)



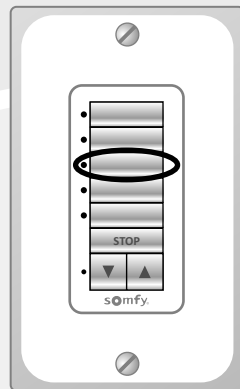
Channel 1

Shade # _____



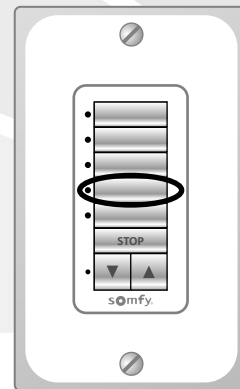
Channel 2

Shade # _____



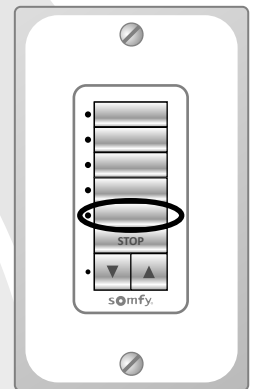
Channel 3

Shade # _____



Channel 4

Shade # _____



Channel 5

Shade # _____