




**ROLL-A-SHADE™**  
PREMIER COMMERCIAL MANUFACTURER

29885 2nd. Unit E, Lake Elsinore, CA 92532 951-245-5077 Fax: 951-245-5075

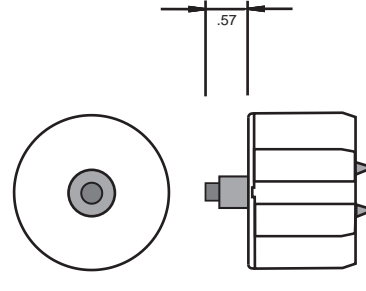
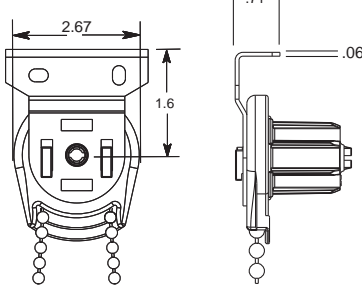
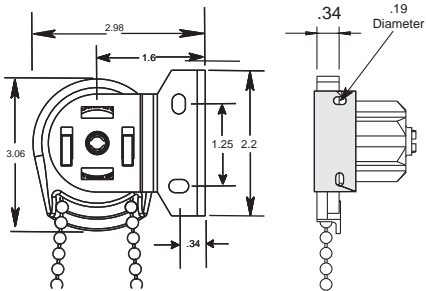
## Hardware Measurements (in inches) Standard Brackets - No Fascia



WALL OR INSIDE MOUNT

CEILING MOUNT

PIN END (MAX EXTENSION)



## SL-16 Clutch Dimensions

